



(1) (a) Statement showing Shareholding Pattern

Name of the Company: Pachell Enterprises Limited		BSE-	NSE-	;	;	Equity
Scrip Code, Name of the scrip, class of security:						
Quarter ended: 30th June, 2012						
Partly paid-up shares:-		No. of partly paid-up shares	As a % of total no. of partly paid-up shares	As a % of total no. of shares of the company		
Held by Promoter / Promoter Group		0	0.0000	0.0000		
Held by public		0	0.0000	0.0000		
Total		0	0.0000	0.0000		
Outstanding convertible securities:-		No. of outstanding securities	As a % of total No. of outstanding convertible securities	As a % of total no. of shares of the company, assuming full conversion of the convertible securities		
Held by Promoter / Promoter Group		0	0.0000	0.0000		
Held by public		0	0.0000	0.0000		
Total		0	0.0000	0.0000		
Warrants:-		No. of warrants	As a % of total no. of warrants	As a % of total no. of shares of the company, assuming full conversion of warrants		
Held by Promoter / Promoter Group		0	0.0000	0.0000		
Held by public		0	0.0000	0.0000		
Total		0	0.0000	0.0000		
Total paid-up capital of the company assuming full conversion of warrants and convertible securities					4140000	




Category Code	Category of shareholder	Number of shareholders	Total number of shares	Number of shares held in dematerialised form	Total shareholding as a percentage of total number of		Shares pledged or otherwise encumbered	As a percentage (IX) = (VIII)/(IV)*100
					As a percentage of (A+B) (VI)	As a percentage of (A+B+C) (VII)		
(A)	Promoter and Promoter Group	(III)	(IV)	(V)			(VIII)	
1	Indian							
(a)	Individuals/Hindu Undivided Family	8	539800	522300	13.0386	13.0386	0	0.0000
(b)	Central Government/State Government(s)	0	0	0	0.0000	0.0000	0	0.0000
(c)	Bodies Corporate	0	0	0	0.0000	0.0000	0	0.0000
(d)	Financial Institutions / Banks	0	0	0	0.0000	0.0000	0	0.0000
(e)	Any Other (specify)	0	0	0	0.0000	0.0000	0	0.0000
	Sub Total (A)(1)	8	539800	522300	13.0386	13.0386	0	0.0000
2	Foreign							
(a)	Individuals (Non-Resident Individuals/ Foreign Individuals)	0	0	0	0.0000	0.0000	0	0.0000
(b)	Bodies Corporate	0	0	0	0.0000	0.0000	0	0.0000
(c)	Institutions	0	0	0	0.0000	0.0000	0	0.0000
(d)	Qualified Foreign Investors	0	0	0	0.0000	0.0000	0	0.0000
(e)	Any Other (specify)	0	0	0	0.0000	0.0000	0	0.0000
	Sub Total (A)(2)	0	0	0	0.0000	0.0000	0	0.0000
	Total Shareholding of Promoter and Promoter Group (A)=(A)(1)+(A)(2)	8	539800	522300	13.0386	13.0386	0	0.0000
(B)	Public shareholding							
1	Institutions							
(a)	Mutual Funds/UTI	0	0	0	0.0000	0.0000	-	-
(b)	Financial Institutions / Banks	1	500	0	0.0121	0.0121	-	-
(c)	Central Government/State Government(s)	0	0	0	0.0000	0.0000	-	-
(d)	Venture Capital Funds	0	0	0	0.0000	0.0000	-	-
(e)	Insurance Companies	0	0	0	0.0000	0.0000	-	-
(f)	Foreign Institutional Investors	0	0	0	0.0000	0.0000	-	-
(g)	Foreign Venture Capital Investors	0	0	0	0.0000	0.0000	-	-
(h)	Qualified Foreign Investors	0	0	0	0.0000	0.0000	-	-
(i)	Any Other (specify)	0	0	0	0.0000	0.0000	-	-
	Sub Total (B) (1)	1	500	0	0.0121	0.0121	-	-



2	Non-institutions									
(a)	Bodies Corporate	35	46900	4300	1.1329	1.1329	-	-		
(b) (i)	Individuals - shareholders holding nominal share capital up to Rs 1 Lakh	18785	3159700	7700	76.3213	76.3213	-	-		
(ii)	Individual shareholders holding nominal share capital in excess of Rs. 1 Lakh	17	392200	0	9.4734	9.4734	-	-		

Category code	Category of shareholder	Number of shareholders	Total number of shares	Number of shares held in dematerialised form	Total shareholding as a percentage of total number of		Shares pledged or otherwise encumbered	
					As a percentage of (A+B) (VI)	As a percentage of (A+B+C) (VII)	Number of shares (VIII)	As a percentage (IX) = (VIII)/(IV)*100
(I)	(II)	(III)	(IV)	(V)	(VI)	(VII)	(VIII)	(IX)
(c)	Qualified Foreign Investors	0	0	0	0.0000	0.0000	-	-
(d)	Any Other							
i	Non Resident Indians (Repatriation)	0	0	0	0.0000	0.0000	-	-
ii	Non Resident Indians (Non Repatriation)	1	100	100	0.0024	0.0024	-	-
iii	Foreign Companies	0	0	0	0.0000	0.0000	-	-
iv	Clearing Member	1	100	100	0.0024	0.0024	-	-
v	Hindu Undivided Family	4	700	0	0.0169	0.0169	-	-
vi	Trusts	0	0	0	0.0000	0.0000	-	-
	Sub Total (B)(2)	18843	3599700	12200	86.9493	86.9493	-	-
	Total Public Shareholding Public Group (B)=(B)(1)+(B)(2)	18844	3600200	12200	86.9614	86.9614	NA	NA
	Total (A)+(B)	18852	4140000	534500	100.0000	100.0000		
(C)	Shares held by custodians and against which Depository Receipts have been issued							
i	Promoter and Promoter group	0	0	0	0.0000	0.0000	0	0.0000
ii	Public	0	0	0	0.0000	0.0000	0	0.0000
	Sub Total (C)	0	0	0	0	0	0	0
	GRAND TOTAL (A)+(B)+(C)	18852	4140000	534500	100.0000	100.0000	0.0000	0.0000



(1)(b) Statement showing holding of securities (including shares, warrants, convertible securities) of persons belonging to the category "Promoter and Promoter Group"

Sr. No.	Name of the shareholder	Details of Shares held			Encumbered shares			Details of warrants			Details of convertible securities		Total shares (including underlying shares assuming full conversion of warrants and convertible securities) as a % of diluted share capital
		Number of shares held	As a % of grand total (A)+(B)+(C)	No.	As a percentage (V/D)=(V)/(II)*100	As a % of grand total (A)+(B)+(C) of sub-clause (i)(a)	Number of warrants held	As a % total number of warrants of the same class	Number of convertible securities held	As a % total number of convertible securities of the same class			
(i)	(ii)	(iii)	(iv)	(v)	(vi)	(vii)	(viii)	(ix)	(x)	(xi)	(xii)		
1	PADAMCHAND DHOOT	198950	4.8056	0	0.00	0.0000	0	0.00	0.00	0	4.8056		
2	MANISH PERIWAL	26400	0.6377	0	0.00	0.0000	0	0.00	0.00	0	0.6377		
3	PRABHARDEVI PERIWAL	27000	0.6522	0	0.00	0.0000	0	0.00	0.00	0	0.6522		
4	DEEPAK RATHI	17500	0.4227	0	0.00	0.0000	0	0.00	0.00	0	0.4227		
5	ANURADHA DHOOT	22600	0.5459	0	0.00	0.0000	0	0.00	0.00	0	0.5459		
6	PUSHPA DEVI DHOOT	91550	2.2114	0	0.00	0.0000	0	0.00	0.00	0	2.2114		
7	PANKAJ PADAMCHAND DHOOT	86000	2.0773	0	0.00	0.0000	0	0.00	0.00	0	2.0773		
8	PRITI DEEPAK RATHI	69800	1.6860	0	0.00	0.0000	0	0.00	0.00	0	1.6860		
TOTAL		539800	13.0386	0	0.0000	0.0000	0	0.00	0.00	0	13.0386		




Statement showing holding of securities (including shares, warrants, convertible securities) of persons belonging to the category "Public" and holding more than 1% of the total number of shares


Sr. No.	Name of the shareholder	Number of shares held	Shares as a percentage of total number of shares i.e., Grand Total (A)+(B)+(C) indicated in para (j)(a) above)	Details of warrants		Details of convertible securities		Total shares (including underlying shares assuming full conversion of warrants and convertible securities) as a % of diluted share capital
				Number of warrants held	As a % total number of warrants of the same class	Number of convertible securities held	% w.r.t total number of convertible securities of the same class	
1	DAHYABHAI KANTILAL PATEL	84000	2.0290	0.00	0.00	0.00	0.00	2.0290
	TOTAL	84000	2.0290	0.00	0.00	0.00	0.00	2.0290

Statement showing holding of securities (including shares, warrants, convertible securities) of persons (together with PAC) belonging to the category "Public" and holding more than 5% of the total number of shares of the company

Sr. No.	Name(s) of the shareholder(s) and the Persons Acting in Concert (PAC) with them	Number of shares	Shares as a percentage of total number of shares i.e., Grand Total (A)+(B)+(C) indicated in Statement at para (j)(a) above)	Details of warrants		Details of convertible securities		Total shares (including underlying shares assuming full conversion of warrants and convertible securities) as a % of diluted share capital
				Number of warrants	As a % total number of warrants of the same class	Number of convertible securities held	% w.r.t total number of convertible securities of the same class	
1	Nil		0.0000					
	TOTAL	0	0.0000					



(I)(d)	<u>Statement showing details of locked-in shares</u>		
Sr. No.	Name of the shareholder	Number of Locked in Shares	Locked-in shares as a Percentage of total number of shares {i.e., Grand Total (A)+(B)+(C) indicated in Statement at para (I)(a) above}
1	Nil	0	0
	TOTAL	0	0.0000



(II)(a) Statement showing details of Depository Receipts (DRs)

Sr. No.	Type of outstanding DR (ADRs, GDRs, SDRs, etc.)	Number of outstanding DRs	Number of shares underlying outstanding DRs	Shares underlying outstanding DRs as a percentage of total number of shares [i.e., Grand Total (A)+(B)+(C) indicated in Statement at para (I)(a) above]
1	NIL	NIL	NIL	NIL
TOTAL				



Statement showing holding of Depository Receipts (DRs), where underlying shares held by "Promoter/ Promoter Group" are in excess of 1% of the total number of shares

(II) (b)

Sr. No.	Name of the DR Holder	Type of outstanding DR (ADRs, GDRs, SDRs, etc.)	Number of shares underlying outstanding DRs	Shares underlying outstanding DRs as a percentage of total number of shares [i.e., Grand Total (A)+(B)+(C) indicated in Statement at para (I)(a) above]
1	NIL	NIL	NIL	NIL
TOTAL				

